

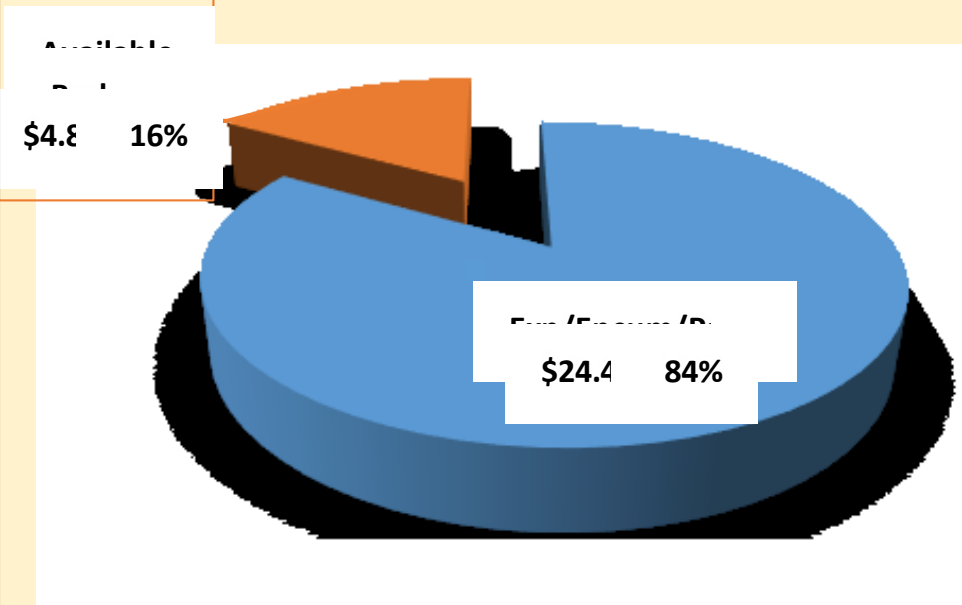


**Monthly Financial Report for Period Ending of 11/30/2017**

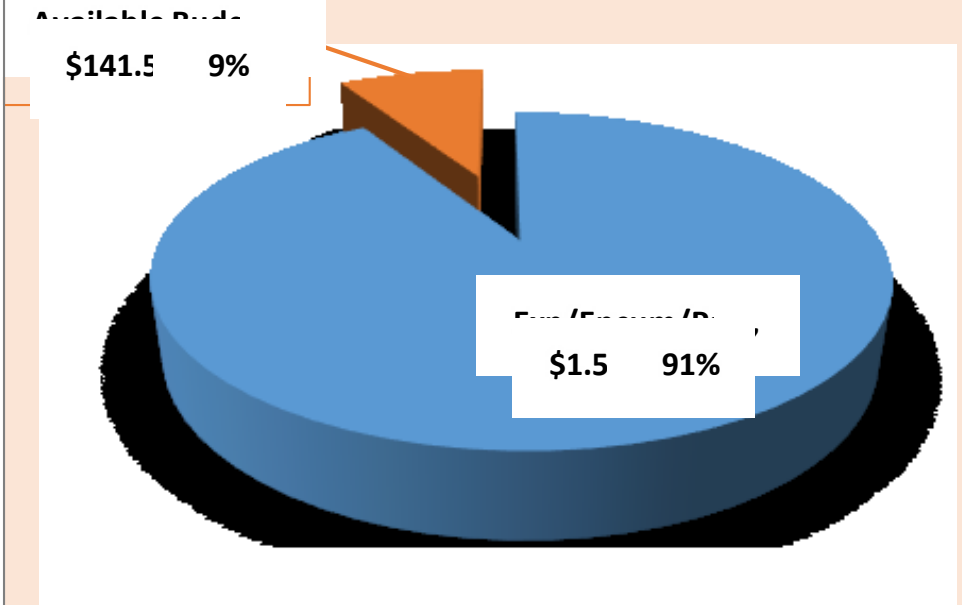
1. Operating/Trusteed .....	1
2. Federal Contracts .....	4
3. YTD Budget Adjustments .....	6
4. Cash Balance Summary.....	7
5. Loan Program Review .....	8

# THECB Monthly Financial Report Operating/Trusted Summary Period Ending: 11/30/2017

### Operating Strategies (A&B) Budget



### Trusted Strategies Budget



**Texas Higher Education Coordinating Board**  
**Operating and Trusteed Budget**  
**Period Ending: 11/30/2017**

		Original Budget	Budget Adjusts. or Reclass	Adjusted Budget	FYTD Expense	FYTD Encumb	Projected Obligations	Available Budget
<b>Coordination/Planning for Higher Ed</b>								
A.1.1	College Readiness and Success	\$ 2,396,363	\$ -	\$ 2,396,363	\$ 262,830	\$ 1,538,552	\$ -	\$ 594,982
A.1.2	Student Loan Programs	6,937,005	-	6,937,005	1,184,498	5,250,720	-	501,787
A.1.3	Financial Aid Services	705,609	-	705,609	170,014	484,796	-	50,798
A.1.4	Academic Quality & Workforce	2,209,385	220,141	2,429,526	416,233	1,156,637	-	856,656
A.1.5	Strategic Planning and Funding	2,741,911	-	2,741,911	566,747	1,698,202	-	476,961
A.1.6	Innovation & Policy Develop	277,523	-	277,523	64,247	182,404	-	30,871
A.1.7	Oversight for Profit	250,000	-	250,000	3,825	8,514	-	237,661
A.1.8	Fields of Study	262,977	-	262,977	53	23,060	-	239,864
<b>A</b>		<b>\$ 15,780,773</b>	<b>\$ 220,141</b>	<b>\$ 16,000,914</b>	<b>\$ 2,668,447</b>	<b>\$ 10,342,885</b>	<b>\$ -</b>	<b>\$ 2,989,580</b>
<b>Agency Operations</b>								
B.1.1	Central Administration	5,320,769	-	5,320,769	1,164,718	3,599,046	-	557,004
B.1.2	Information Resources	5,960,905	-	5,960,905	999,449	3,868,992	-	1,092,464
B.1.3	Facilities Support	1,853,515	-	1,853,515	532,330	1,198,827	-	122,358
<b>B</b>		<b>\$ 13,135,189</b>	<b>\$ -</b>	<b>\$ 13,135,189</b>	<b>\$ 2,696,497</b>	<b>\$ 8,666,865</b>	<b>\$ -</b>	<b>\$ 1,771,826</b>
<b>Affordability and Debt</b>								
C.1.1	Texas Grant Program	393,229,872	-	393,229,872	147,000,487	234,434,638	-	11,794,747
C.1.2	Texas B-on-Time Program - Public	15,254,566	-	15,254,566	5,618,778	-	-	15,254,452
C.1.3	Texas B-on-Time Program - Private	6,377,942	-	6,377,942	2,509,891	-	-	6,377,910
C.1.4	Tuition Equalization Grants	85,905,147	-	85,905,147	41,885,268	44,019,860	-	19
C.1.5	TEOG PUB Community Colleges	44,236,459	-	44,236,459	14,398,213	29,820,633	-	17,613
C.1.6	TEOG PUB State/Tech Colleges	3,759,692	-	3,759,692	327,500	3,432,192	-	-
C.1.7	College Work Study Program	9,404,639	-	9,404,639	9,300,202	-	-	104,437
C.1.8	License Plate Scholarships	247,400	3,302	250,702	20,883	79,417	-	150,402
C.1.9	Educational Aide Program	500,000	-	500,000	499,995	-	-	5
C.1.10	Top 10 Percent Scholarships	3,000,000	-	3,000,000	2,708,326	-	-	291,674
C.1.11	TX Armed Services Scholarships	1,335,000	-	1,335,000	504,470	-	-	1,335,000
<b>C</b>		<b>\$ 563,250,717</b>	<b>\$ 3,302</b>	<b>\$ 563,254,019</b>	<b>\$ 224,774,013</b>	<b>\$ 311,786,740</b>	<b>\$ -</b>	<b>\$ 35,326,259</b>
<b>College Readiness and Success</b>								
D.1.1	ADVISE TX	2,000,000	-	2,000,000	-	-	-	2,000,000
D.1.2	Developmental Education Program	1,325,000	-	1,325,000	(156,613)	62,247	-	1,419,366
<b>D</b>		<b>\$ 3,325,000</b>	<b>\$ -</b>	<b>\$ 3,325,000</b>	<b>\$ (156,613)</b>	<b>\$ 62,247</b>	<b>\$ -</b>	<b>\$ 3,419,366</b>

**Texas Higher Education Coordinating Board**  
**Operating and Trusteed Budget**  
**Period Ending: 11/30/2017**

		Original Budget	Budget Adjusts. or Reclass	Adjusted Budget	FYTD Expense	FYTD Encumb	Projected Obligations	Available Budget
<b>Industry Workforce</b>								
E.1.2	Teach for Texas Loan Repayment	1,337,500	-	1,337,500	-	-	-	1,337,500
E.1.5	Math and Science Scholar's LRP	1,287,500	-	1,287,500	-	-	-	1,287,500
E.1.6	NortheastTexasInitiativeandTC3	2,500,000	-	2,500,000	-	-	-	2,500,000
E.1.7	Bilingual Education Program	750,000	-	750,000	731,049	-	-	18,951
<b>E</b>		<b>\$ 5,875,000</b>	<b>\$ -</b>	<b>\$ 5,875,000</b>	<b>\$ 731,049</b>	<b>\$ -</b>	<b>\$ -</b>	<b>\$ 5,143,951</b>
<b>Industry Workforce - Health Related</b>								
F.1.1	Family Practice Residency	5,000,000	-	5,000,000	100,000	-	-	4,900,000
F.1.2	Preceptorship Program	1,500,000	-	1,500,000	-	-	-	1,500,000
F.1.3	GME Expansion	48,525,000	-	48,525,000	-	-	-	48,525,000
F.1.4	Trauma Care Program	2,061,250	-	2,061,250	-	-	-	2,061,250
F.1.5	Joint Admission Medical Program	10,206,794	-	10,206,794	10,206,794	-	-	-
F.1.6	ProfNurseShortageReductionPgm	9,990,000	-	9,990,000	(38,351)	-	-	10,028,351
F.1.7	Physician Ed Loan Repay Pgm	12,675,000	335,229	13,010,229	335,229	-	-	12,675,000
F.1.8	Mental Health Loan Repay Pgm	1,062,500	-	1,062,500	-	-	-	1,062,500
F.1.9	Other Loan Repayment Programs	200,000	15,219	215,219	-	-	-	215,219
F.1.10	Nursing Faculty Loan Repay PGM	1,500,000	-	1,500,000	-	-	-	1,500,000
<b>F</b>		<b>\$ 92,720,544</b>	<b>\$ 350,448</b>	<b>\$ 93,070,992</b>	<b>\$ 10,603,672</b>	<b>\$ -</b>	<b>\$ -</b>	<b>\$ 82,467,320</b>
<b>Baylor College of Medicine</b>								
G.1.1	Baylor Coll of Medicine - UGME	38,492,055	-	38,492,055	-	38,492,055	-	-
G.1.2	Baylor Coll of Medicine - GME	7,710,499	-	7,710,499	-	7,710,499	-	-
G.1.3	BaylorCollMedPermEndowFund	1,425,000	-	1,425,000	-	1,425,000	-	-
G.1.4	BaylorCollMedPermHealthFund	1,914,193	-	1,914,193	-	1,914,193	-	-
<b>G</b>		<b>\$ 49,541,747</b>	<b>\$ -</b>	<b>\$ 49,541,747</b>	<b>\$ -</b>	<b>\$ 49,541,747</b>	<b>\$ -</b>	<b>\$ -</b>
<b>Close the Gaps Tobacco Funds</b>								
H.1.1	EARNINGS - Minority Health	3,972,340	2,814,825	6,787,165	-	1,529,044	-	5,258,121
H.1.2	EARNINGS - Nursing/Allied Health	5,420,324	2,284,830	7,705,154	-	1,857,466	-	5,847,688
<b>I</b>		<b>\$ 9,392,664</b>	<b>\$ 5,099,655</b>	<b>\$ 14,492,319</b>	<b>\$ -</b>	<b>\$ 3,386,510</b>	<b>\$ -</b>	<b>\$ 11,105,809</b>
<b>Research</b>								
I.1.1	Texas Research Incentive Program	17,500,000	-	17,500,000	17,500,000	-	-	-
I.1.2	AUTISM Program	3,900,000	-	3,900,000	(130,841)	-	-	4,030,841
<b>I</b>		<b>\$ 21,400,000</b>	<b>\$ -</b>	<b>\$ 21,400,000</b>	<b>\$ 17,369,159</b>	<b>\$ -</b>	<b>\$ -</b>	<b>\$ 4,030,841</b>
<b>Other Programs</b>								
Z.1.1	Community Colleges	899,540,045	-	899,540,045	301,561,426	597,978,619	-	-
<b>Z</b>		<b>\$ 899,540,045</b>	<b>\$ -</b>	<b>\$ 899,540,045</b>	<b>\$ 301,561,426</b>	<b>\$ 597,978,619</b>	<b>\$ -</b>	<b>\$ -</b>
<b>Total Uses Of Revenue</b>		<b>\$ 1,673,961,679</b>	<b>\$ 5,673,546</b>	<b>\$ 1,679,635,225</b>	<b>\$ 560,247,650</b>	<b>\$ 981,765,613</b>	<b>\$ -</b>	<b>\$ 146,254,952</b>

Goal E - Federal trusteed programs are reported separately on the next page.

**Texas Higher Education Coordinating Board**  
**Goal E: Federal Trusteed Report**  
**Period Ending: 11/30/2017**

Federal Fiscal Year	CFDA	From Date	To Date	Award Amount	Expenditures	Obligated	Unobligated Balance	Revenue/ Draw down	Cash Balance
<b>Marketable Skills Admin</b>									
16	17.258	03/01/2017	10/20/2018	\$150,000.00	\$20,555.13	\$0.00	\$129,444.87	\$20,555.13	\$0.00
<b>Perkins AQ&amp;W Admin</b>									
18	84.048	07/31/2017	09/30/2018	\$799,294.00	\$47,037.39	\$229,713.31	\$522,543.30	\$0.00	-\$47,037.39
<b>Perkins Admin Indirect</b>									
18	84.048	07/31/2017	09/30/2018	\$182,115.00	\$0.00	\$0.00	\$182,115.00	\$0.00	\$0.00
<b>Perkins Compliance Admin</b>									
18	84.048	07/31/2017	09/30/2018	\$60,705.00	\$6,610.48	\$42,994.80	\$11,099.72	\$0.00	-\$6,610.48
<b>Perkins SP&amp;F Admin</b>									
18	84.048	07/31/2017	09/30/2018	\$205,003.00	\$25,144.78	\$109,641.42	\$70,216.80	\$0.00	-\$25,144.78
<b>Perkins-Formula</b>									
18	84.048	10/01/2017	09/30/2018	\$26,150,946.00	\$551,478.00	\$25,599,468.00	\$0.00	\$0.00	-\$551,478.00
17	84.048	07/31/2016	05/31/2018	\$26,240,436.00	\$23,793,373.19	\$933,317.93	\$1,513,744.88	\$23,784,992.84	-\$8,380.35
<b>Perkins-Leadership</b>									
18	84.048	07/31/2017	09/30/2018	\$656,718.00	\$7,895.00	\$648,823.00	\$0.00	\$0.00	-\$7,895.00
<b>Perkins-Nontraditional Leadership</b>									
18	84.048	07/31/2017	09/30/2018	\$45,000.00	\$1,121.00	\$43,879.00	\$0.00	\$0.00	-\$1,121.00
<b>RAND-IES CI</b>									
15	84.305	04/01/2017	06/30/2018	\$562,597.00	\$456,076.68	\$60,000.00	\$46,520.32	\$448,781.76	-\$7,294.92
<b>RAND-IES RCT</b>									
16	84.305	06/01/2017	08/31/2018	\$644,900.00	\$629,565.55	\$0.00	\$15,334.45	\$629,565.55	\$0.00

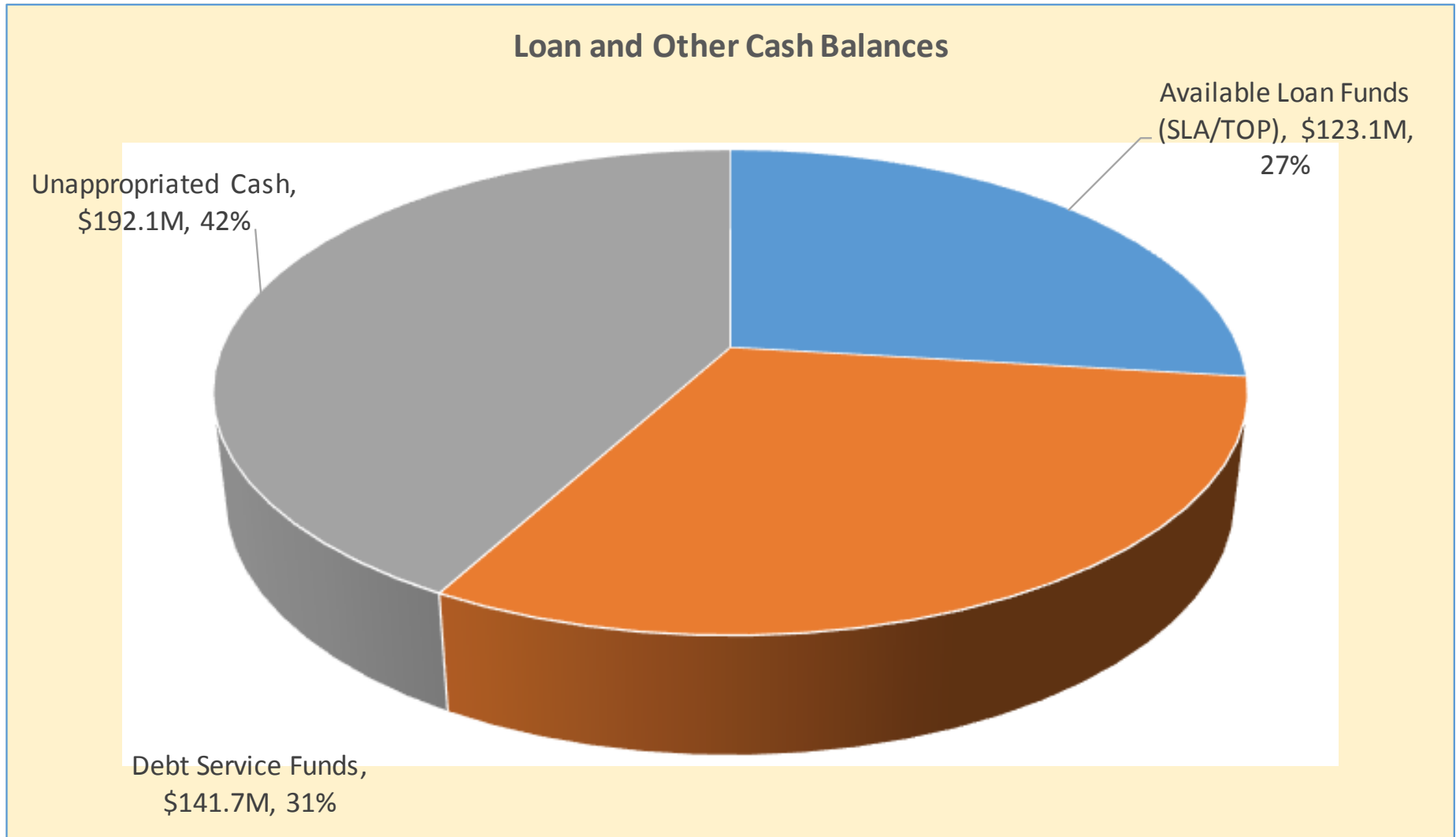
**Texas Higher Education Coordinating Board  
Goal E: Federal Trusted Report  
Period Ending: 11/30/2017**

Federal Fiscal Year	CFDA	From Date	To Date	Award Amount	Expenditures	Obligated	Unobligated Balance	Revenue/ Drawdown	Cash Balance
<b>Teacher Quality Program - Admin</b>									
16	84.367	07/01/2017	09/30/2018	\$284,019.00	\$28,926.12	\$84,874.41	\$170,218.47	\$10,204.41	-\$18,721.71
<b>Teacher Quality Program - Grants</b>									
16	84.367	07/01/2017	09/30/2018	\$4,534,309.00	\$1,209,220.45	\$3,074,673.00	\$250,415.55	\$1,209,220.45	\$0.00
<b>Total</b>				<b>\$60,516,042.00</b>	<b>\$26,777,003.77</b>	<b>\$30,827,384.87</b>	<b>\$2,911,653.36</b>	<b>\$26,103,320.14</b>	<b>-\$673,683.63</b>

**Agency Budget**  
**Year to Date Budget Adjustments**  
**As Of: 11/30/2017**

Strategy	Budget Adjustments By Strategy	PCA Code	Transaction Description	Increase	Decrease
<b>Academic Quality &amp; Workforce</b>					
A.1.4	CCA-DE MATH	13831	UB TRNSFRS FRM AY 17 TO 18 BTWN BIENNIUM	\$ 1	
	T-STEM Scholarship Program	42001	UB TRNSFRS FRM AY 17 TO 18 BTWN BIENNIUM	220,140	
				<b>220,141</b>	
<b>License Plate Scholarships</b>					
C.1.8	Austin College PLT	66016	UB TRNSFRS FRM AY 17 TO 18 BTWN BIENNIUM	110	(390)
	Baylor University PLT	66014	UB TRNSFRS FRM AY 17 TO 18 BTWN BIENNIUM	423	
	Boy Scout License Plates	66008	UB TRNSFRS FRM AY 17 TO 18 BTWN BIENNIUM	178	
	Collegiate Crossover Lic Plate	66004	EDIT TO BU02-REDUCE UB AMT TO PCA 66004		
			UB TRNSFRS FRM AY 17 TO 18 BTWN BIENNIUM	1,596	
	Cotton Boll License Plates	66006	UB TRNSFRS FRM AY 17 TO 18 BTWN BIENNIUM	352	
	Girl Scout License Plates	66007	UB TRNSFRS FRM AY 17 TO 18 BTWN BIENNIUM	22	
	Houston Rodeo License Plates	66005	UB TRNSFRS FRM AY 17 TO 18 BTWN BIENNIUM	103	
	Rice University PLT	66017	UB TRNSFRS FRM AY 17 TO 18 BTWN BIENNIUM	167	
	SMU Royalty License Plate	66012	UB TRNSFRS FRM AY 17 TO 18 BTWN BIENNIUM	249	
	Southern Methodist Univ PLT	66018	UB TRNSFRS FRM AY 17 TO 18 BTWN BIENNIUM	176	
	Southwestern University PLT	66022	UB TRNSFRS FRM AY 17 TO 18 BTWN BIENNIUM	20	
	Texas Christian Univ PLT	66019	UB TRNSFRS FRM AY 17 TO 18 BTWN BIENNIUM	275	
	Univ of Mary Hardin Baylor PLT	66015	UB TRNSFRS FRM AY 17 TO 18 BTWN BIENNIUM	22	
				<b>3,302</b>	
<b>Physician Ed Loan Repay Pgm</b>					
F.1.7	Physician LRP - Donated	21948	UB TRNSFRS FRM AY 17 TO 18 BTWN BIENNIUM	251,520	
			UB TRNSFRS FRM AY 17 TO 18 BTWN BIENNIUM	83,709	
				<b>335,229</b>	
<b>Other Loan Repayment Programs</b>					
F.1.9	St. David's Foundation LRP	46001	UB TRNSFRS FRM AY 17 TO 18 BTWN BIENNIUM	15,219	
				<b>15,219</b>	
<b>EARNINGS - Minority Health</b>					
H.1.1	Minority Health Research/Edu	13067	UB TRNSFRS FRM AY 17 TO 18 BTWN BIENNIUM	2,814,825	
				<b>2,814,825</b>	
<b>EARNINGS - Nursing/Allied Health</b>					
H.1.2	Nursing & Allied Health	13068	UB TRNSFRS FRM AY 17 TO 18 BTWN BIENNIUM	2,284,830	
				<b>2,284,830</b>	
<b>Total Budget Adjustments</b>				<b>5,673,547</b>	

**THECB Monthly Financial Report**  
**Cash Balance Summary**  
**Period Ending: 11/30/2017**





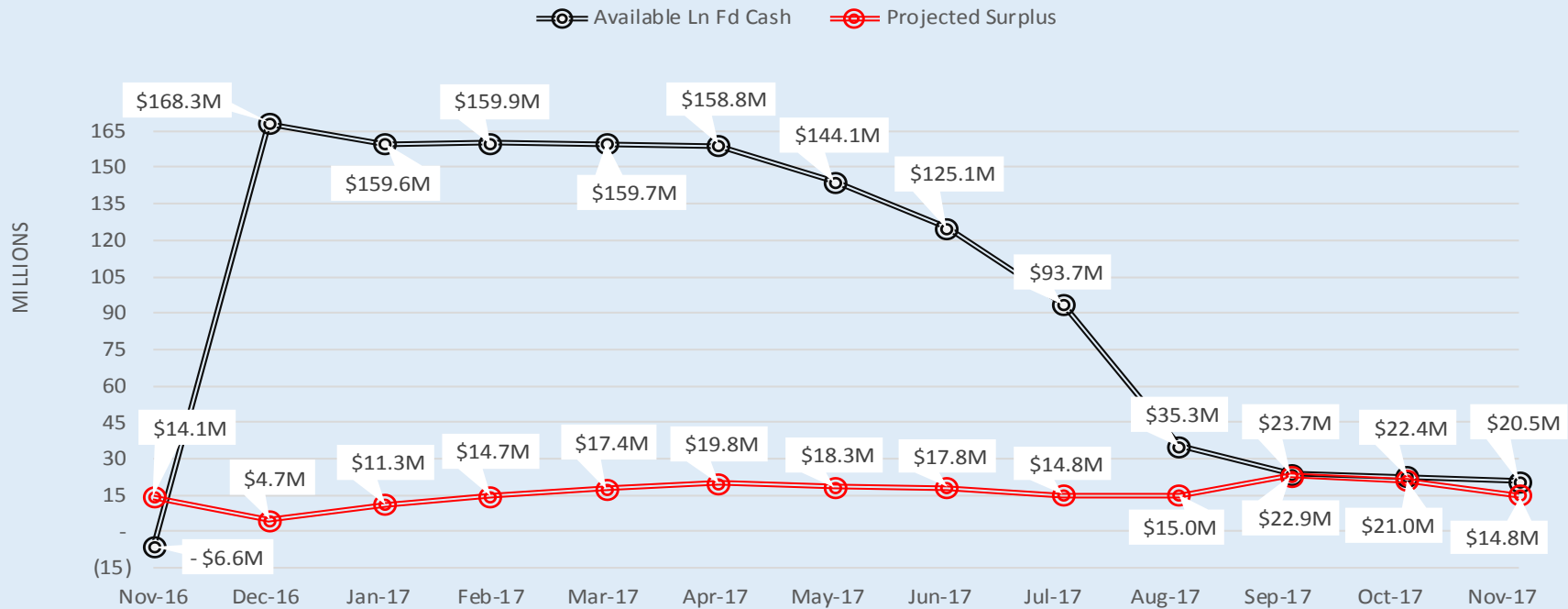
**THECB Monthly Financial Report**  
**Loan Program Review**  
**Period Ending: 11/30/2017**

<b>Monthly Loan Activity</b>	<b>Principal</b>		<b>Interest</b>		<b>Fees</b>		<b>TOTAL</b>
<b>Beginning Balances - 11/01/2017</b>	<b>\$ 1,452,333,468</b>	<b>\$</b>	<b>\$ 167,631,704</b>	<b>\$</b>	<b>\$ 20,096,147</b>	<b>\$</b>	<b>1,640,061,319</b>
Loan Disbursements	3,524,146		-		-		3,524,146
Loan Repayments	(6,520,609)		(3,898,974)		(124,151)		(10,543,734)
Loans Forgiven	(2,045,907)		(4)		-		(2,045,911)
Write off - Uncollectible	(123,669)		(235,538)		(857)		(360,063)
Capitalized Interest	14,809		(14,809)		-		
Judgments Assessed	96,973		(86,646)		(937)		9,390
Interest And Fee Accruals	-		5,614,303		209,045		5,823,348
Other Loan Adjustments	(928)		(19,287)		(304)		(20,519)
Total Changes	(5,055,185)		1,359,046		82,796		(3,613,343)
<b>Ending Balances - 11/30/2017</b>	<b>1,447,278,283</b>		<b>168,990,750</b>		<b>20,178,943</b>		<b>1,636,447,976</b>

Note: Loan balances are made up of predominantly Hinson-Hazlewood Loans. Other loan types include the B-On-Time, Texas Armed Services Scholarship, and Teach for Texas programs.

**THECB Monthly Financial Report**  
**Loan Program Review**  
**Period Ending: 11/30/2017**

## Available Cash for Future Loans and Debt Service Surplus

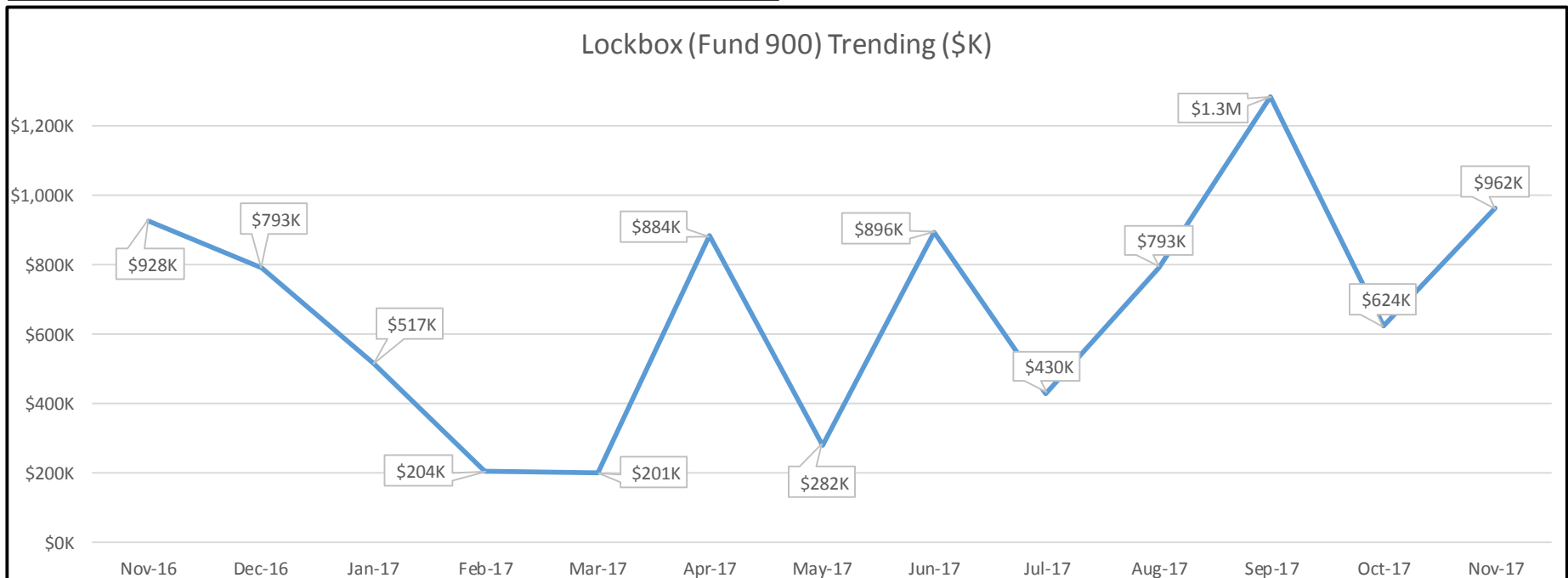
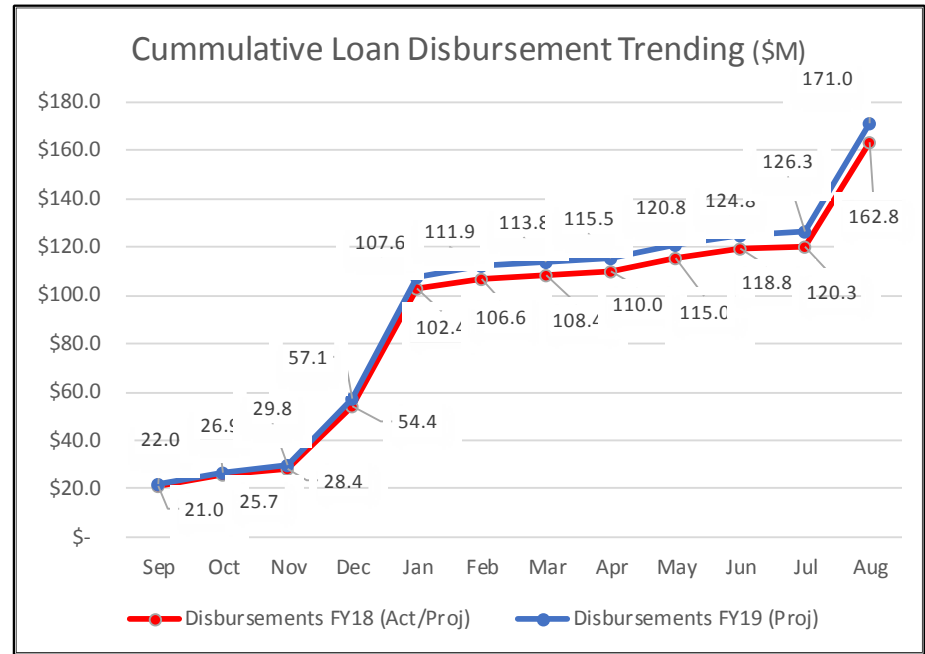
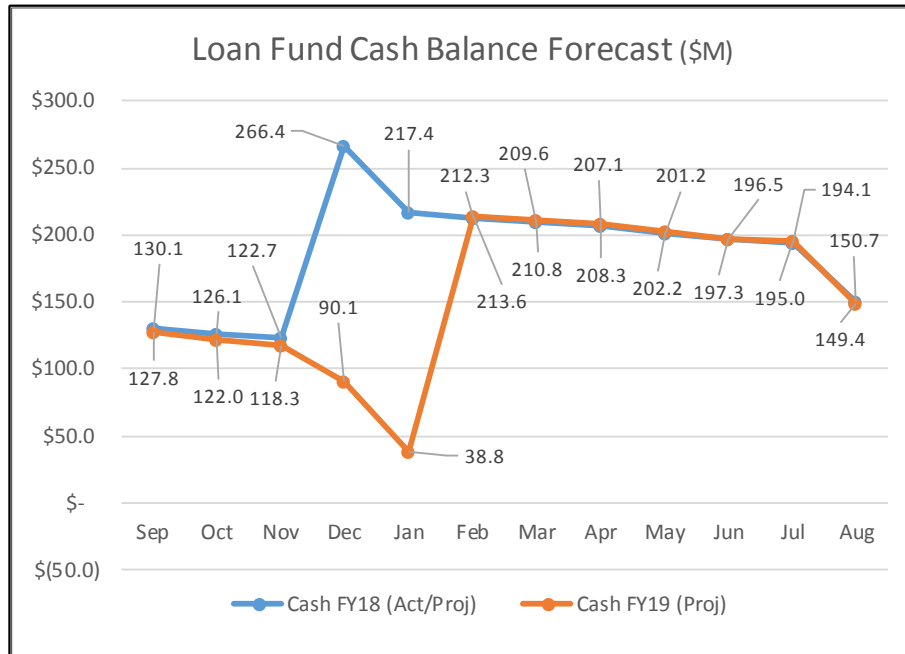


Loan Fund/Cash Flow	
Loan Fund Cash Balance (SLA/TOP)	\$ 123,088,046
Less: Indirect Admin Draws Remaining	\$ (12,290,043)
Less: Loan Fund Reserve	\$ (30,000,000)
Less: * Scheduled Loan Disbursements	\$ (60,345,053)
<b>Available Cash for Future Loans</b>	<b>\$ 20,452,949</b>

\*Net unposted disbursements and certified Loans

Debt Service Cash Flow	
Debt Service Fund Balance	\$ 141,725,401
Add: FY18 Proj Loan Repayments	\$ 95,209,197
Less: FY18 Pending Debt Payments	\$ (110,942,450)
<b>Fund Excess/(Deficit)</b>	<b>\$ 125,992,148</b>
Less: FY19 Debt Service Payments	\$ (111,188,725)
<b>Over/(Under) Reserve Y/E 2019</b>	<b>\$ 14,803,423</b>

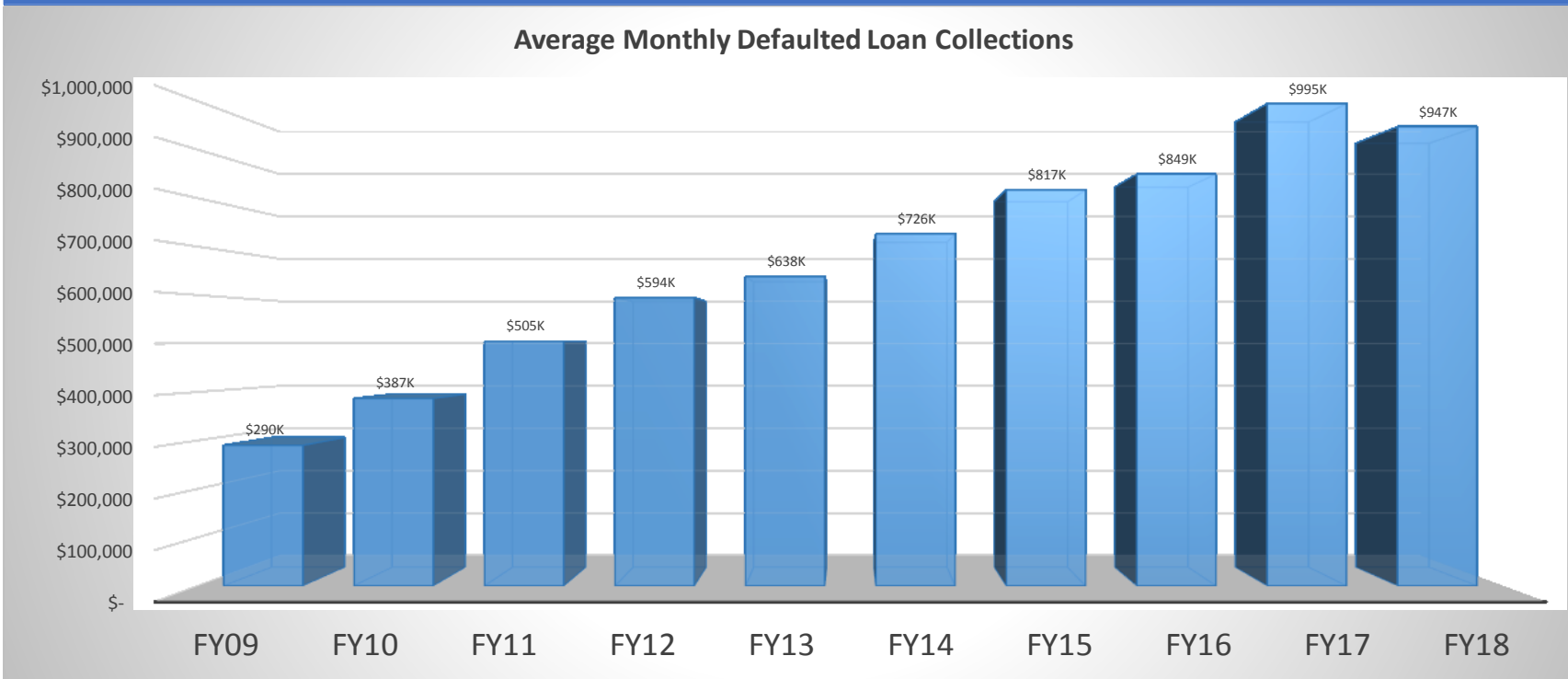
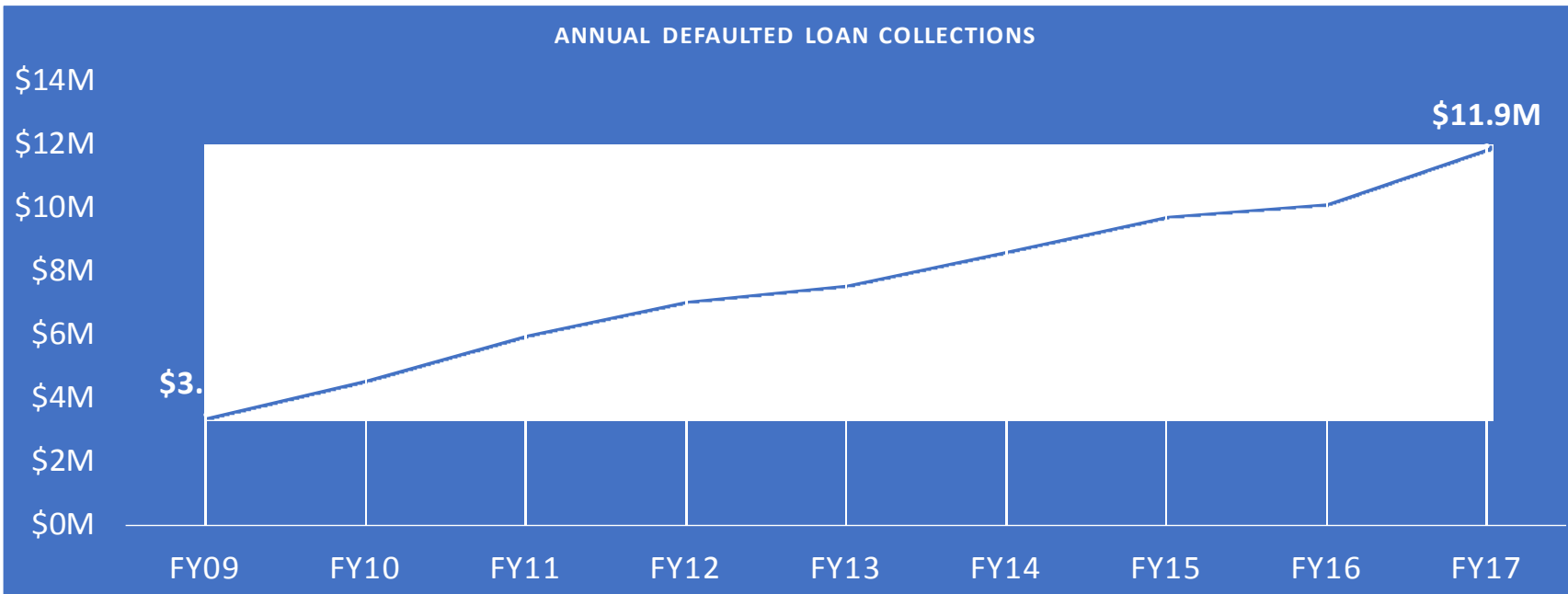
## THECB Monthly Financial Report Loan Program Review Period Ending: 11/30/2017



# THECB Monthly Financial Report

## Loan Program Review

### Period Ending: 11/30/2017



# Student Loan Breakout of \$1.48T Total Outstanding Balance

